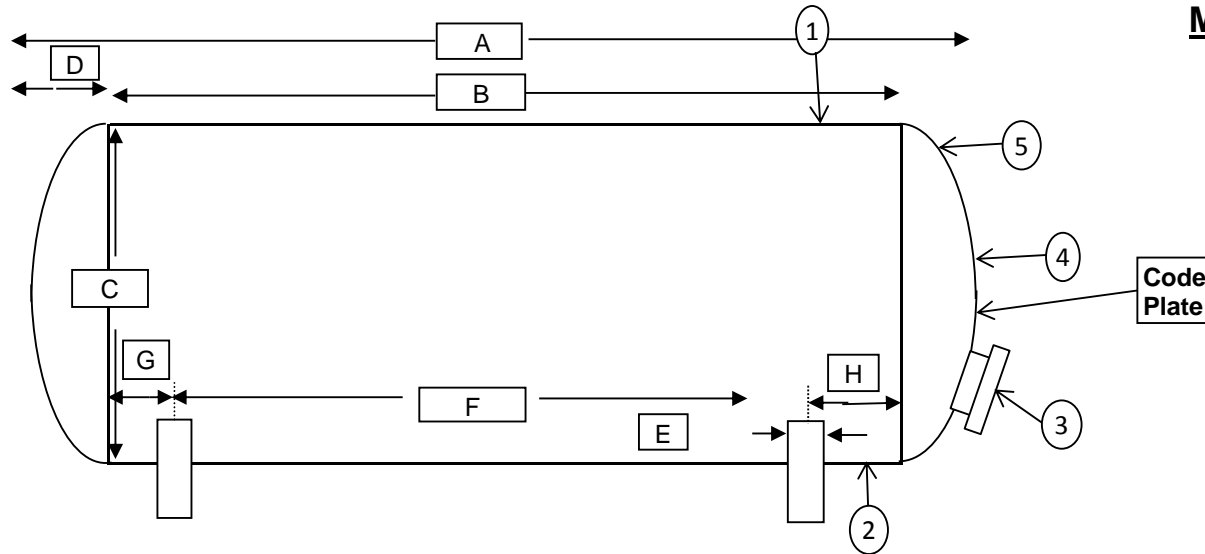
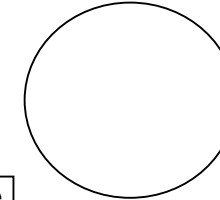


Total Energy Corp

Tank Sketch of field Information



Manway Cover Detail



Outside Dia	27.5
No of bolts:	20
Bolt length:	6.5"
Bolt dia.:	1"
Nom. size:	20"
Rating:	300#
Type:	WNF

Inches from Head Seam

Tank Openings

U-1 on hand
Heat Treat
X-Ray

YES
NO
Full 100% Efficiency

Tank Details

Description

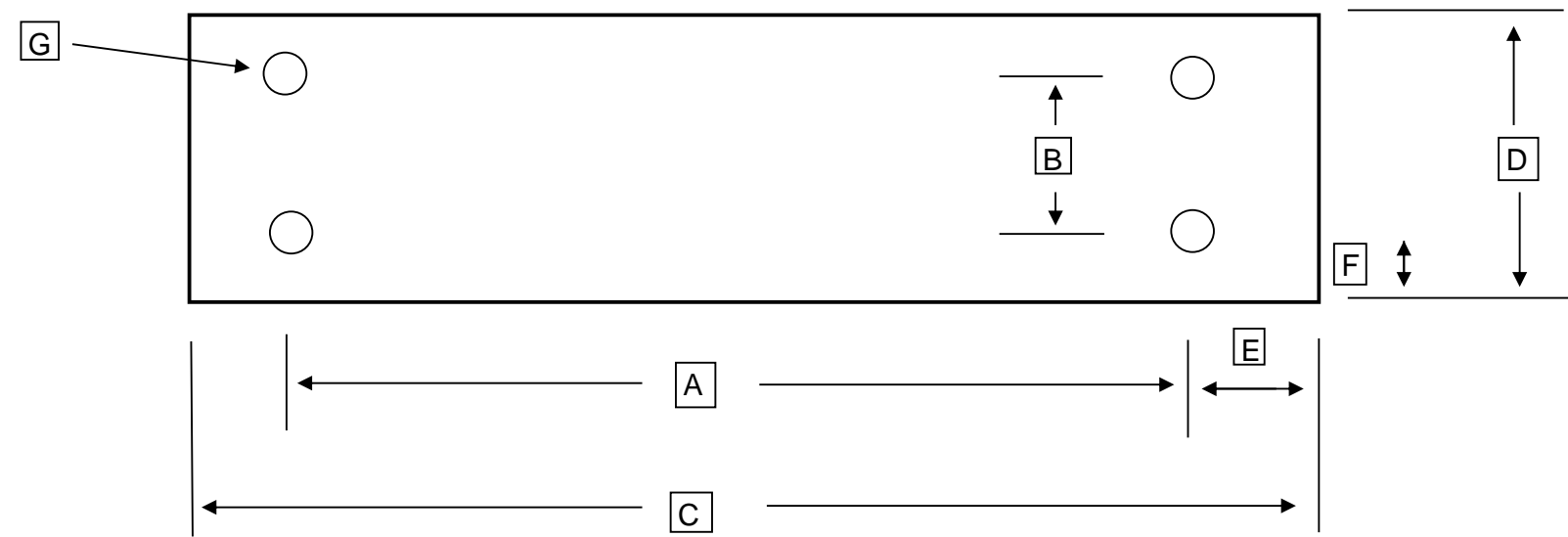
Dimensions

O/A Length	A -	53'
Length - weld to weld	B -	48'
	C -	10'
Weld to End	D -	36"
Width of Piers	E -	12"
C/C of Piers	F -	40'
C/L of Piers to Weld end	G -	48"
	H -	48"

No Size Type

1	4"	FLNG	9"		Vapor relief	Manufacturer:	O'Connor Tank	Type of Head	elliptical
2	1"	NPT	9"			Date of manufacture	1995		
3	20"	FLNG	in head		Manway	Working Pressure	250psi	Tank Capacity	USWG
4	2"	FLNG	in head		pressure gauge	Maximum Temperature:	200F	Tank Weight	estimated
5	0.5"	NPT	in head			CRN Number	K8467.5	Tank Shell	
6						Serial Number	R1204A	Tank Head	
7						Steel Type HEAD:	515-70		
8						Steel Type SHELL:	515-70		
9								Tank Saddles	Welded
10									
11									
12									
13						Paint Condition:	Good		
14						Color:	White		
15								Information taken by:	Kevin Quinn
16								Date:	7/31/2013
17								Tank Location - ADM Agri Industries	Windsor, ON

Steel Saddle Footprint Sketch



		Working end	Opposite end
A	Number of bolt holes	4"	4"
	Center to center of bolt holes	84"	84"
B	Center to center of bolt holes	7"	7"
C	Outside plate dimension	114"	114"
D	Outside plate dimension	12"	12"
E	Center of hole to edge of plate	15"	15"
F	Center of hole to edge of plate	3"	3"
G	Bolt Hole Diameter	1"	1"
	Bottom of Foot Plate to Shell	9"	9"
	Foot Plate Thickness	1"	1"